

TYPE Maximum working pressure 50MPa

DNM **DNM-type** Patent


Trumpet-type orifice

Powerful impact force type short/long filter



- Trumpet orifice and high hardness tungsten carbide improve nozzle tip durability substantially.
- Straightening filter provides a uniform high impact force.
- Compact design of the nozzle allow reduced nozzle intervals.

Components



Name	Parts number	Material	Weight (g)
Cap	01C01	AISI 303 (JIS SUS 303)	80
Nozzle tip	DNM●●●● ※1	High hardness tungsten carbide+AISI 303 (JIS SUS 303)	45
Packing	01P01	Copper (JIS C1201P-1/4H)	1
Short filter	01F02	AISI 303 (JIS SUS 303)	25
Long filter	01F05	AISI 303 (JIS SUS 303)	75
Welded adapter	01A02 ※2	AISI 304 (JIS SUS 304)	120
Screwed adapter	01A03 ※2※3	AISI 304 (JIS SUS 304)	120

Please note when ordering.

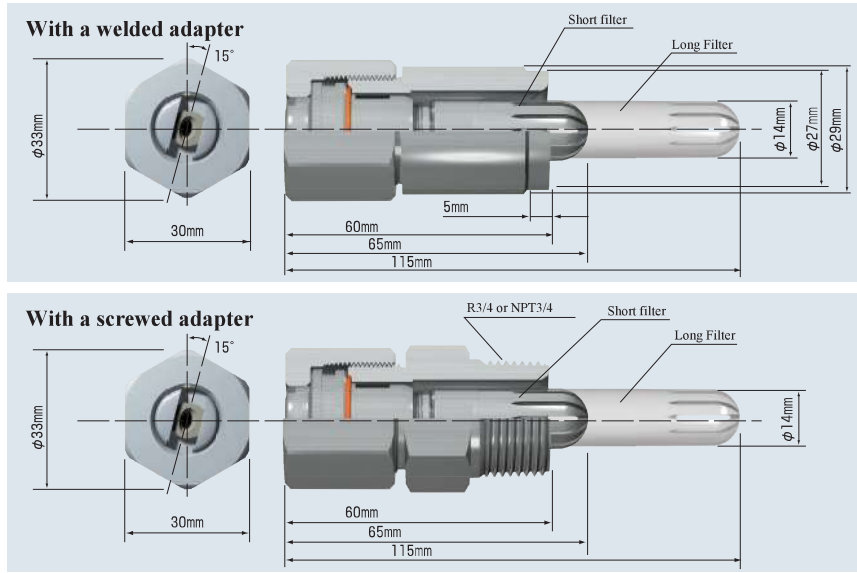
※1 For the tip model number, refer to the table of nozzle tip model numbers on page 16.

DNM●●●●
Model number

※2 For the adapter material, SUS403 and SUS316 are also available at your request.

※3 There are R3/4 and NPT3/4 set screws for a screwed adapter. Specify which is required.

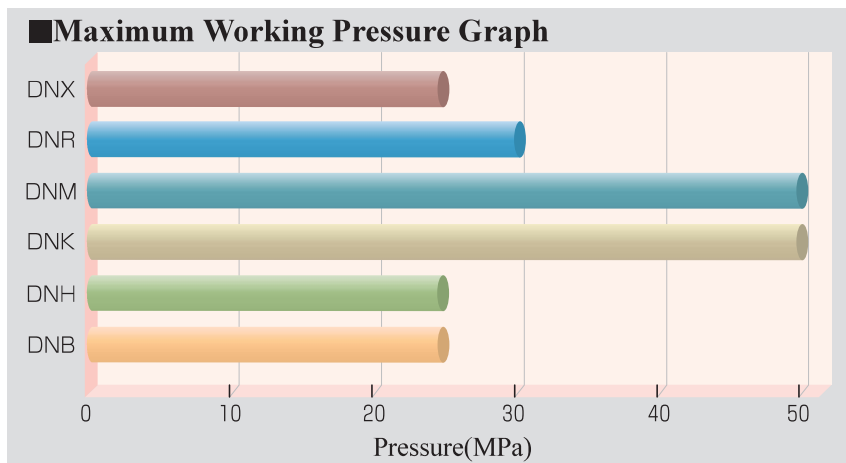
Shapes & Dimensions



Descaling nozzles
DNM

Table of nozzle tip model numbers

DNX	Type					Model number	Minimum orifice diameter (mm)	Flow rate (ℓ/min) at following pressure (MPa)							Spray angle at following pressure (MPa)	
	DNR	DNM	DNK	DNH	DNB			1	10	15	20	30	40	50	15	50
	●	●	●	●	●	0325	1.5	5.7	18.0	22.0	25.5	31.2	36.0	40.2	27	28
	●	●	●	●	●	0332	1.4	5.7	18.0	22.0	25.5	31.2	36.0	40.2	35	36
	●	●	●	●	●	0340	1.3	5.7	18.0	22.0	25.5	31.2	36.0	40.2	43	44
	●	●	●	●	●	0425	1.7	7.6	24.0	29.4	33.9	41.6	48.0	53.7	27	28
	●	●	●	●	●	0432	1.6	7.6	24.0	29.4	33.9	41.6	48.0	53.7	35	36
	●	●	●	●	●	0440	1.5	7.6	24.0	29.4	33.9	41.6	48.0	53.7	43	44
●	●	●	●	●	●	0525	1.9	9.5	30.0	36.8	42.4	52.0	60.0	67.1	27	28
●	●	●	●	●	●	0532	1.8	9.5	30.0	36.8	42.4	52.0	60.0	67.1	35	36
●	●	●	●	●	●	0540	1.7	9.5	30.0	36.8	42.4	52.0	60.0	67.1	43	44
●	●	●	●	●	●	0625	2.1	11.4	36.0	44.1	50.9	62.4	72.0	80.5	27	28
●	●	●	●	●	●	0632	2.0	11.4	36.0	44.1	50.9	62.4	72.0	80.5	35	36
●	●	●	●	●	●	0640	1.9	11.4	36.0	44.1	50.9	62.4	72.0	80.5	43	44
●	●	●	●	●	●	0725	2.3	13.3	42.0	51.4	59.4	72.7	84.0	93.9	27	28
●	●	●	●	●	●	0732	2.2	13.3	42.0	51.4	59.4	72.7	84.0	93.9	35	36
●	●	●	●	●	●	0740	2.1	13.3	42.0	51.4	59.4	72.7	84.0	93.9	43	44
●	●	●	●	●	●	0825	2.5	14.3	45.3	55.5	64.1	78.5	90.6	101	27	28
●	●	●	●	●	●	0832	2.3	14.3	45.3	55.5	64.1	78.5	90.6	101	35	36
●	●	●	●	●	●	0840	2.2	14.3	45.3	55.5	64.1	78.5	90.6	101	43	44
●	●	●	●	●	●	0925	2.6	17.1	54.0	66.1	76.4	93.5	108	121	27	28
●	●	●	●	●	●	0932	2.5	17.1	54.0	66.1	76.4	93.5	108	121	35	36
●	●	●	●	●	●	0940	2.4	17.1	54.0	66.1	76.4	93.5	108	121	43	44
●	●		●	●	●	1125	3.1	21.4	67.7	83.0	95.7	117	135	151	27	28
●	●		●	●	●	1132	2.8	21.4	67.7	83.0	95.7	117	135	151	35	36
●	●		●	●	●	1140	2.7	21.4	67.7	83.0	95.7	117	135	151	43	44
●	●		●	●	●	1325	3.2	24.5	77.5	95.0	110	134	155	173	27	28
●	●		●	●	●	1332	3.1	24.5	77.5	95.0	110	134	155	173	35	36
●	●		●	●	●	1340	2.9	24.5	77.5	95.0	110	134	155	173	43	44
●	●		●	●	●	1525	3.5	28.6	90.5	111	128	157	181	202	27	28
●	●		●	●	●	1532	3.3	28.6	90.5	111	128	157	181	202	35	36
●	●		●	●	●	1540	3.2	28.6	90.5	111	128	157	181	202	43	44
	●		●	●	●	1825	3.8	34.2	108	132	153	187	216	241	27	28
	●		●	●	●	1832	3.6	34.2	108	132	153	187	216	241	35	36
	●		●	●	●	1840	3.4	34.2	108	132	153	187	216	241	43	44
	●		●	●	●	1925	3.9	35.7	113	138	160	196	226	253	27	28
	●		●	●	●	1932	3.7	35.7	113	138	160	196	226	253	35	36
	●		●	●	●	1940	3.6	35.7	113	138	160	196	226	253	43	44
	●		●	●	●	2325	4.3	43.0	136	167	192	236	272	304	27	28
	●		●	●	●	2332	4.1	43.0	136	167	192	236	272	304	35	36
	●		●	●	●	2340	3.9	43.0	136	167	192	236	272	304	43	44



Note: The tip model numbers available to each type are marked with ●. For the maximum working pressure of each type, refer to the maximum working pressure graph. The spray angle shown in the table is calculated from the spray width at a distance of 300mm. Note that the value of spray angle varies with spray distance.